

Schools, Families and Communities - A Survey of NZ School Principals 2010



















1. School type




		Response Percent	Response Count
Contributing primary		51.2%	107
Full primary		38.8%	81
Intermediate		5.3%	11
Middle school		0.5%	1
Form 1 - 7 college		1.0%	2
High School		1.9%	4
Kura		1.9%	4
Composite/Area school		1.0%	2
answered question			209
skipped question			0




2. Locality 1

		Response Percent	Response Count
Rural - isolation allowance		9.6%	20
Rural - not eligible for isolation allowance		12.4%	26
Rural - small town < 5,000		20.6%	43
Urban - large town > 5,000		9.1%	19
Urban - city < 75,000		12.9%	27
Urban - city > 75,000		35.4%	74
answered question			209
skipped question			0

3. Locality 2















		Response Percent	Response Count
Northland		5.3%	11
Auckland		15.3%	32
Waikato		11.0%	23
BOP		3.8%	8
Gisborne		1.0%	2
Hawkes Bay		2.9%	6
Taranaki		1.9%	4
Manawatu/Wanganui		4.8%	10
Wellington		8.1%	17
Tasman		1.4%	3
Nelson		1.0%	2
Marlborough		0.5%	1
West Coast		1.0%	2
Canterbury		6.7%	14
Otago		26.3%	55
Southland		9.1%	19
answered question			209
skipped question			0






4. Decile			
		Response Percent	Response Count
1 - 3		22.8%	46
4 - 7		40.1%	81
8 - 10		37.1%	75
		answered question	202
		skipped question	7

5. State or other?			
		Response Percent	Response Count
State school		91.8%	191
Integrated church school		7.7%	16
Integrated non-church school		0.0%	0
Private church school		0.5%	1
Private non-church school		0.0%	0
		answered question	208
		skipped question	1

6. Please tick the box which best demonstrates your belief:						
	Strongly agree	Agree	Disagree	Strongly disagree	Rating Average	Response Count
Children disengage if the teaching is of poor quality	80.9% (161)	18.6% (37)	0.5% (1)	0.0% (0)	1.20	199
Children engage in learning better with caring teachers	65.2% (129)	27.8% (55)	1.0% (2)	6.1% (12)	1.48	198
Teachers must first run their classroom like a 'tight ship' to engage children in learning	11.2% (22)	44.7% (88)	37.6% (74)	6.6% (13)	2.40	197
Poor parenting is the main reason children do not engage at school	2.0% (4)	18.7% (37)	66.7% (132)	12.6% (25)	2.90	198
Poor attendance leads to poor achievement	35.4% (70)	59.1% (117)	4.0% (8)	1.5% (3)	1.72	198
Truancy could be minimised if addressed in the first years of schooling	22.3% (44)	61.9% (122)	14.7% (29)	1.0% (2)	1.94	197
Stronger links between early childhood centres and primary schools would increase student engagement	21.9% (43)	62.2% (122)	13.8% (27)	2.0% (4)	1.96	196
Money spent on addressing truancy would be better spent on providing social workers in schools	23.2% (45)	52.1% (101)	22.2% (43)	2.6% (5)	2.04	194
answered question						199
skipped question						10

7. Please tick the following if they apply to your school:

		Response Percent	Response Count
Helping agencies have a regular presence in the school (eg: Presbyterian Support)		33.5%	66
Government agencies have a regular presence in the school (eg: Community constable)		34.0%	67
We run the 'Home School Partnership' programme		14.7%	29
We have taken part in 'Incredible Years' training		12.2%	24
The school hosts a wharehau which the community use		5.1%	10
Our school collaborates with other local schools to deal with community problems		36.0%	71
The school has a part-time social worker		17.3%	34
The school has a full-time social worker		1.0%	2
The school encourages community use of the school facilities		86.3%	170
The school has a dedicated space for community use (eg: community centre, wharehau)		18.3%	36
School staff visit children's homes when necessary		51.3%	101
School staff support parents at court		11.7%	23
School staff support parents with food parcels or linking with food banks		27.9%	55
School staff help parents develop parenting skills		49.7%	98

The school has a community garden		28.4%	56
The school supplies breakfast daily for children		16.2%	32
The school supplies lunch for children when necessary		65.0%	128
The school hosts a community centre on site		3.6%	7
Our school partners with helping agencies to help school families		66.0%	130
answered question			197
skipped question			12

8. Please respond to the following comments					
	strongly agree	agree	disagree	strongly disagree	Response Count
A principal should be involved in community issues which affect children's engagement at school	45.9% (89)	51.5% (100)	2.6% (5)	0.0% (0)	194
Teachers can see when children are going 'off the rails'	45.6% (89)	53.3% (104)	1.0% (2)	0.0% (0)	195
Outside agencies should better use schools to help families	26.3% (50)	57.9% (110)	14.7% (28)	1.1% (2)	190
Schools benefit from being involved in the local community	56.4% (110)	43.1% (84)	0.5% (1)	0.0% (0)	195
Purposeful engagement by children at school is enhanced when the school gets involved in the community	46.1% (89)	51.3% (99)	2.6% (5)	0.0% (0)	193
My school is like a principality	4.2% (7)	18.2% (30)	43.6% (72)	33.9% (56)	165
Healthy community makes for high achieving schools	42.9% (82)	51.8% (99)	4.2% (8)	1.0% (2)	191
I don't have enough time to get too involved in community issues	4.2% (8)	31.1% (59)	50.0% (95)	14.7% (28)	190
Society expects schools to do too much beyond teaching children	44.8% (86)	47.9% (92)	5.7% (11)	1.6% (3)	192
Our school goes beyond the school gates to support needy children	37.4% (71)	55.8% (106)	6.8% (13)	0.0% (0)	190
I welcome involvement by helping agencies in our school	50.3% (96)	47.6% (91)	2.1% (4)	0.0% (0)	191
I wish I could just 'get on with my job' and not have to deal with all the family and community stuff	5.3% (10)	22.2% (42)	54.5% (103)	18.0% (34)	189
I use my influence to affect change in my community	21.9% (41)	59.4% (111)	18.2% (34)	0.5% (1)	187
Transient children are welcomed in my school	38.1% (72)	59.8% (113)	1.6% (3)	0.5% (1)	189
Transient children are fully supported in my school	39.6% (74)	57.2% (107)	2.7% (5)	0.5% (1)	187
Teachers in this school blame					

parents for the problems their children bring to school	1.1% (2)	33.5% (63)	51.1% (96)	14.4% (27)	188
Truancy is directly related to under achievement	17.0% (32)	46.8% (88)	29.8% (56)	6.4% (12)	188
Schools have a valuable view into the lives of families	33.7% (63)	61.0% (114)	5.3% (10)	0.0% (0)	187
Schools have a valuable view into the health of their local community	28.7% (54)	67.6% (127)	3.7% (7)	0.0% (0)	188
Closure of a school should be strongly influenced by its relationship with the local community	29.1% (52)	49.2% (88)	17.9% (32)	3.9% (7)	179
answered question					195
skipped question					14

9. Do you know anything about:				
	Yes	No	Rating Average	Response Count
Victory School's Community Centre, Nelson NZ	20.9% (40)	79.1% (151)	1.79	191
'Window Schools' in the Netherlands	5.3% (10)	94.7% (177)	1.95	187
Community Schools in New York	22.1% (42)	77.9% (148)	1.78	190
Frontline Leadership, London	5.5% (10)	94.5% (173)	1.95	183
Other examples of school community partnerships which you know about:				20
answered question				193
skipped question				16

10. And in a perfect world, would you:					
	Yes	No	Perhaps	Rating Average	Response Count
Allow your school to be a community hub?	85.0% (164)	2.1% (4)	13.0% (25)	1.28	193
Provide space for helping agencies to operate from?	82.9% (160)	2.6% (5)	14.5% (28)	1.32	193
Provide space for government agencies to operate from?	65.1% (125)	7.8% (15)	27.1% (52)	1.62	192
Establish a health or care centre at your school?	71.9% (138)	7.8% (15)	20.3% (39)	1.48	192
Welcome the community to use your facilities more?	85.5% (165)	2.1% (4)	12.4% (24)	1.27	193
Invite the community to set up a community garden at the school?	73.3% (140)	7.9% (15)	18.8% (36)	1.46	191
Collaborate with local schools to work more closely with the community?	79.6% (152)	4.2% (8)	16.2% (31)	1.37	191
Get involved in community development?	73.8% (141)	5.8% (11)	20.4% (39)	1.47	191
Deal with the causes of disengagement by working more closely with families	87.0% (161)	1.6% (3)	11.4% (21)	1.24	185
Please list school community initiatives you sponsor which are not recorded in this survey, and feel free to make any other comment:					44
answered question					193
skipped question					16